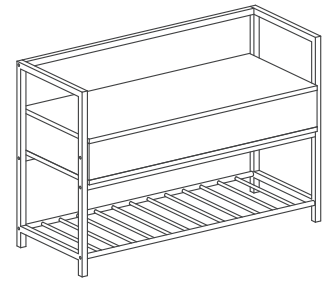


# “shoeplace”

Montage Anleitung / Notice de Montage / Assembling Instruction

ART.NR: 99 60 02 10

ORDER NO.: 18931



EAN-CODE: 40 10 340 99 62 11

**DE** Wichtige Montage – Tipps hier zum herunterladen:

**SE** Viktiga hämtningsförslag:

**EN** Important assembling suggestions download:

**NO** Viktige nedlastingsforslag:

**FR** Conseils de montage importants à télécharger ici:

**FI** Tärkeät kokoamisedotukset ladataan:

**IT** Download importanti suggerimenti di montaggio:

**HU** Fontos összeszerelési javaslatok letöltése:

**CZ** Důležité montážní tipy ke stažení zde:

**EE** Olulised kokkupanemisetepanekute allalaadimine:

**PT** Download de sugestões importantes de montagem:

**SI** Prenos pomembnih predlogov za sestavljanje:

**ES** Descarga de sugerencias de montaje importantes:

**RS** Преузимање важних предлога за састављање:

**PL** Pobieranie ważnych sugestii montażowych:

**RU** Важные предложения по сборке скачать:

**NL** Belangrijke montagesuggesties downloaden:

**TR** Önemli montaj önerileri indir:

**SK** Stiahnutie dôležitých návrhov na zostavenie:

**GR** Λήψη σημαντικών προτάσεων συναρμολόγησης:

**BG** Важни съвети за сглобяване, които да изтеглите от тук::

**LT** Svarbūs surinkimo pasiūlymai atsisiųsti:

**RO** Descărcare de sugestii importante de asamblare:

**LV** Svarīgu montāžas ieteikumu lejupielāde:

**HR** Preuzimanje važnih prijedloga za sastavljanje:

**LU** Wichtig Versammlungsvorschläge eroflueden:

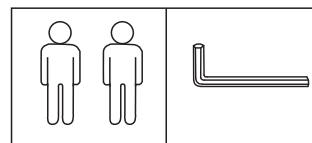
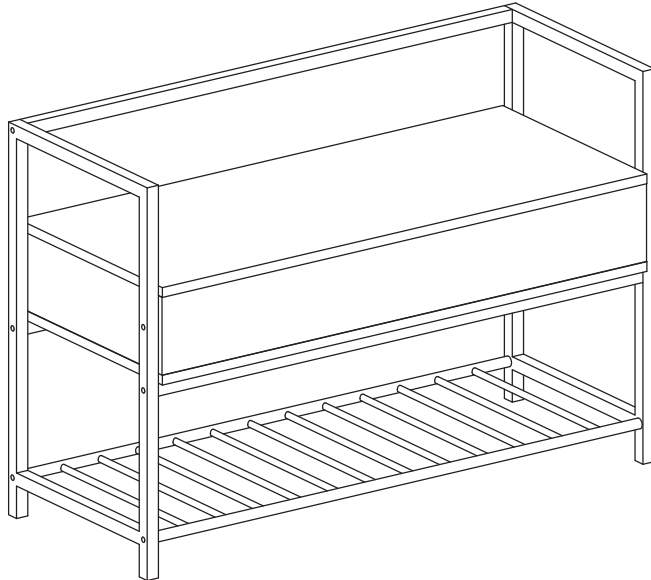
**DK** Vigtige montage tips til at downloade:

**ARB** المهمة التجميع اقتراحات تنزيل:

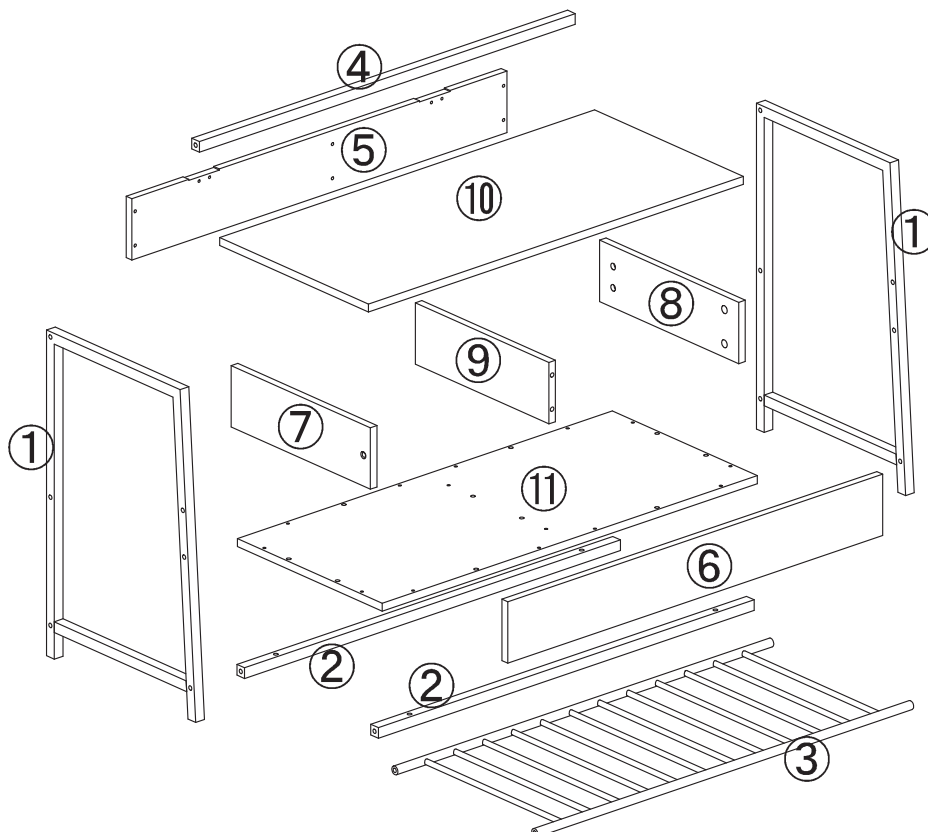




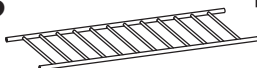

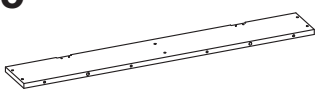
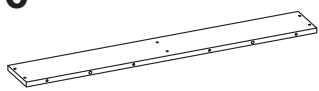
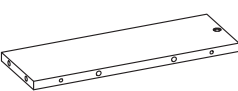
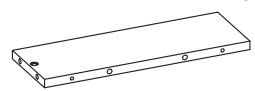
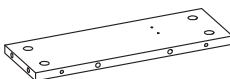
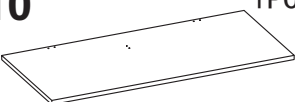
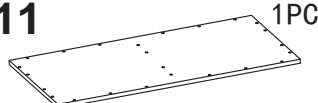
# “Shoeplace”

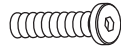
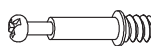









Montage Anleitung / Notice de Montage / Assembling Instruction



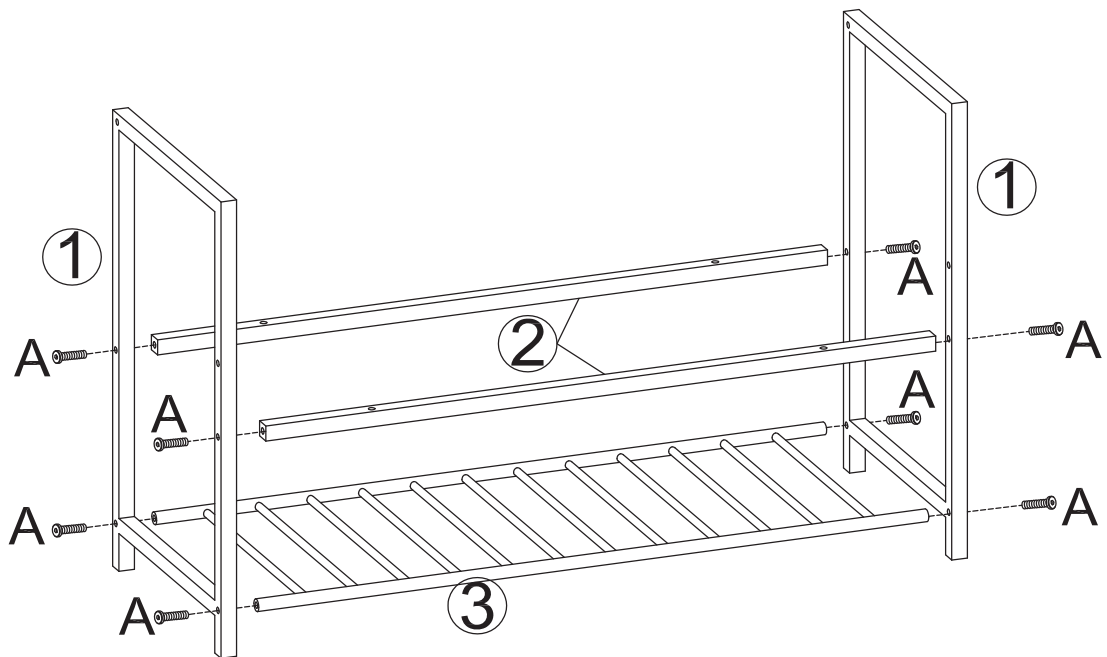
Für den Aufbau die hier abgebildeten Werkzeuge benötigt.  
Avant le montage, se munir des outils nécessaires.  
For the assembly you need the tools shown above.



<b>1</b>  2PCS	<b>2</b>  2PCS
<b>3</b>  1PC	<b>4</b>  1PC
<b>5</b>  1PC	<b>6</b>  1PC
<b>7</b>  1PC	<b>8</b>  1PC
<b>9</b>  1PC	<b>10</b>  1PC
<b>11</b>  1PC	

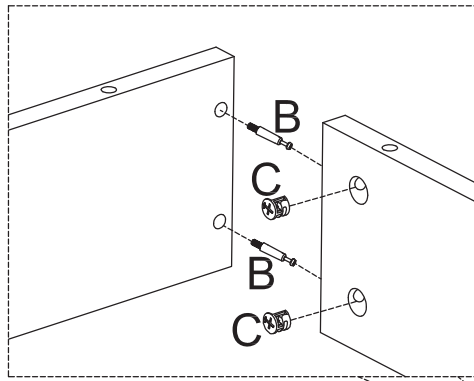
<b>A</b> 10PCS  M6×40mm	<b>B</b> 12PCS 	<b>C</b> 12PCS 
<b>D</b> 10PCS 	<b>E</b> 14PCS 	<b>F</b> 12PCS  M3.5×12mm
<b>G</b> 1PC 	<b>H</b> 2PCS 	<b>J</b> 1PC 
<b>K</b> 6PCS  M6×30mm	<b>L</b> 12PCS  Ø 20mm	

①


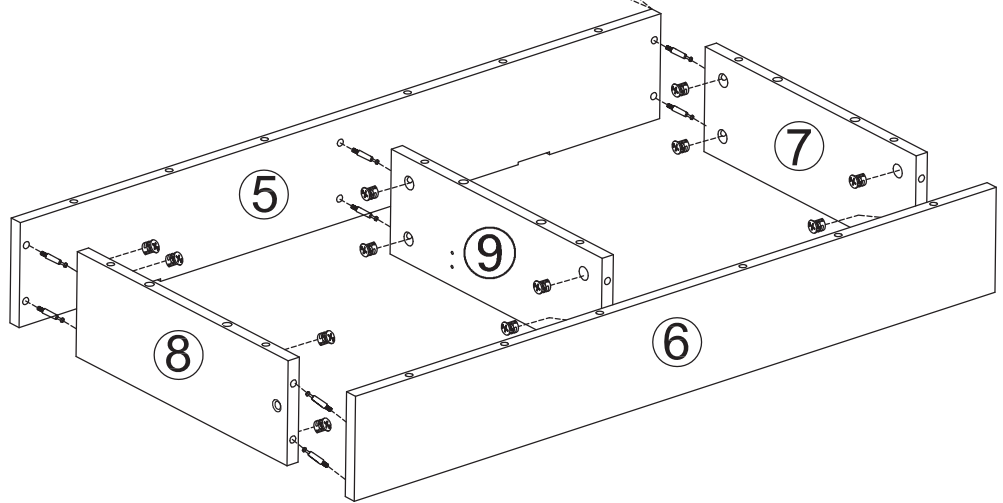


A×8

2



×6

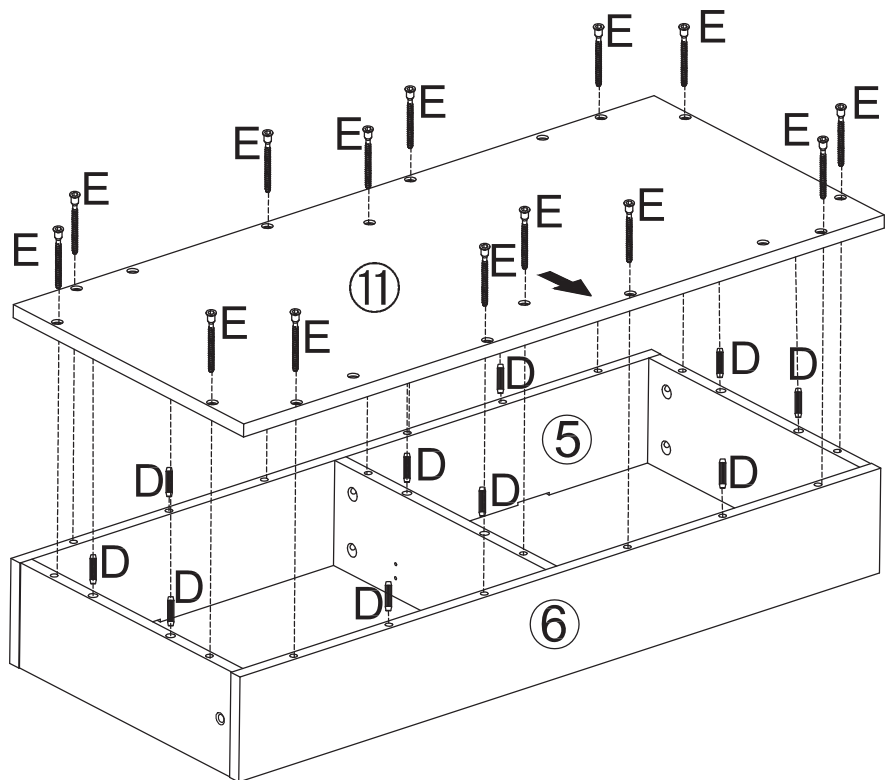


B×12



C×12

3

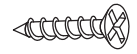
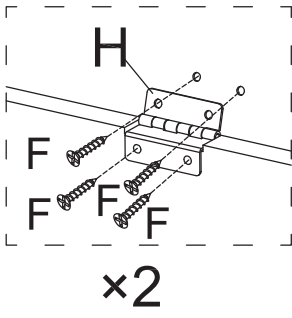


D×10

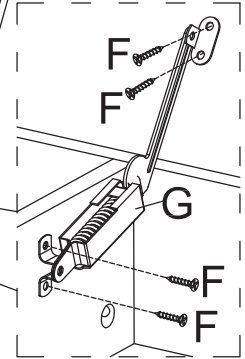
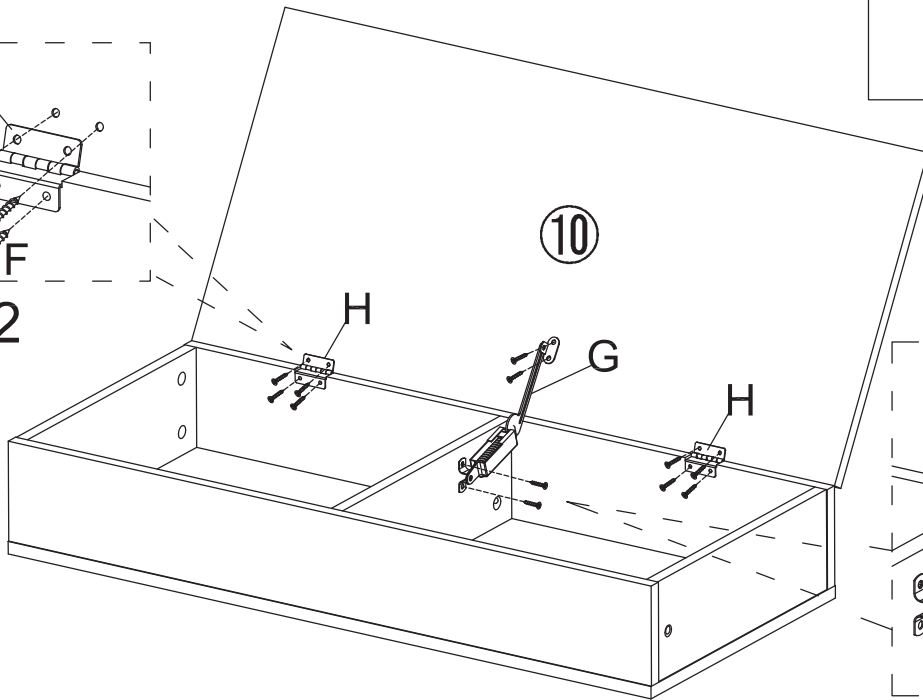


E×14

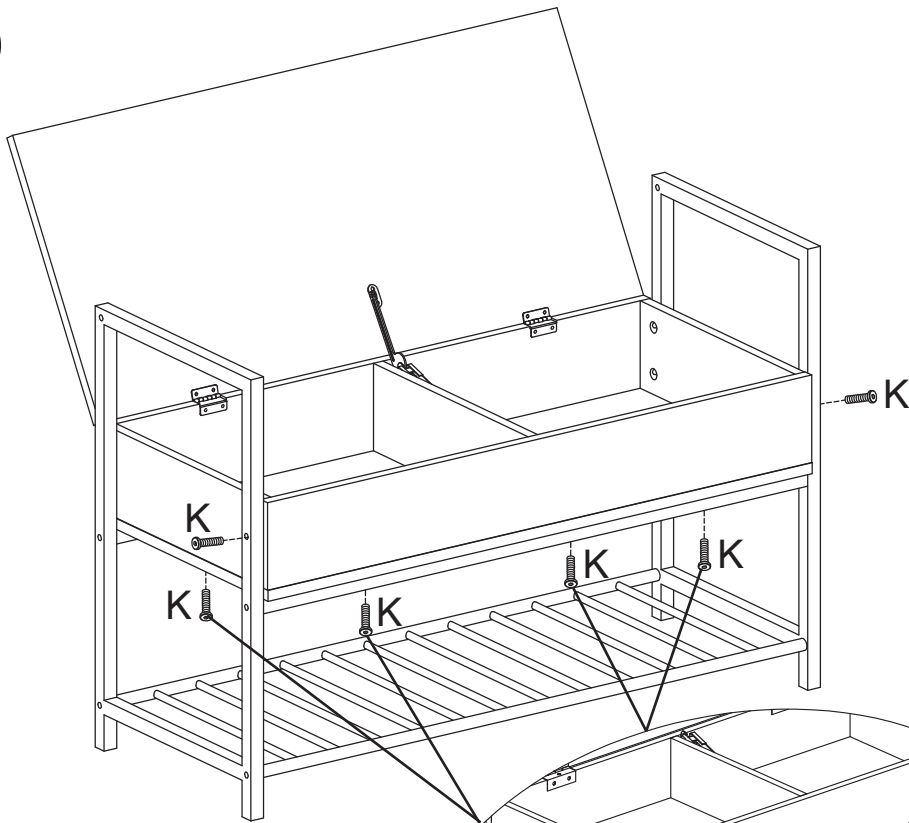
4



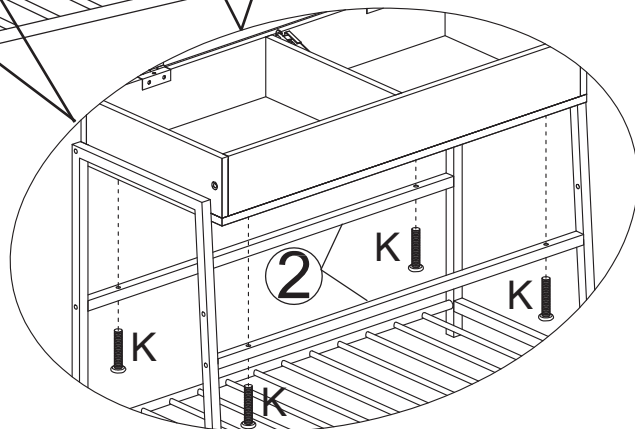
F x 12



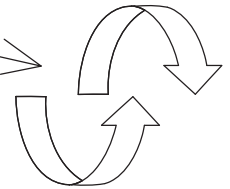
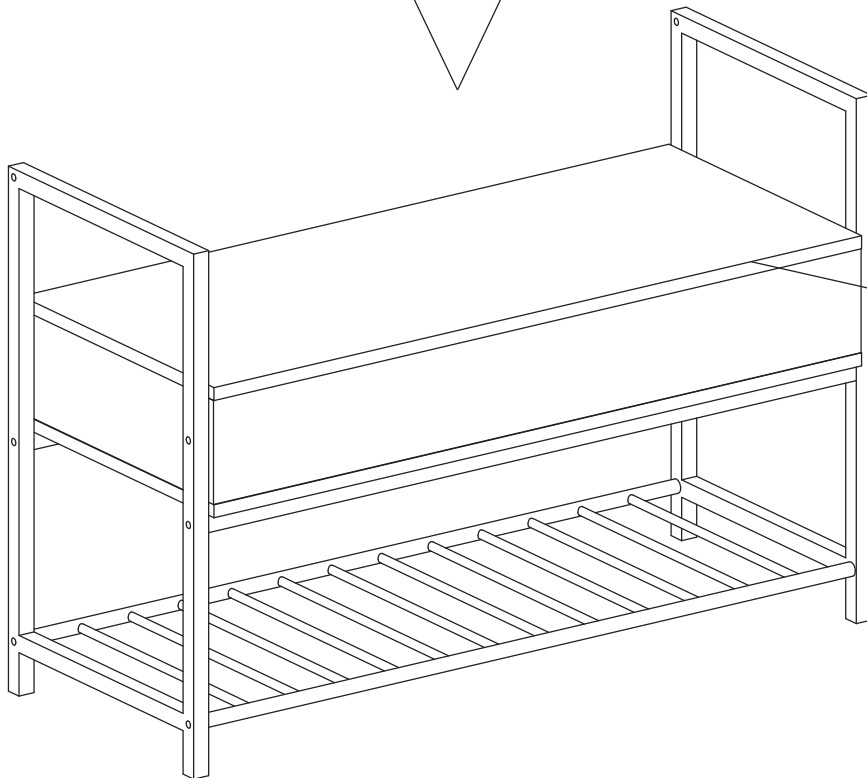
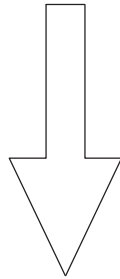
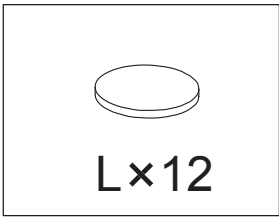
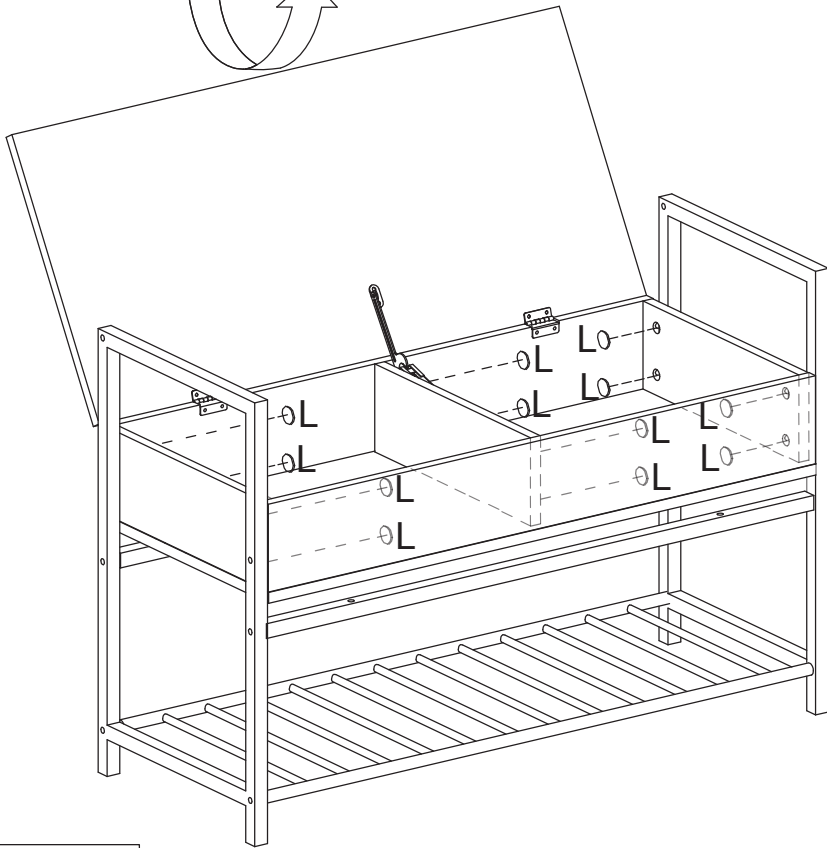
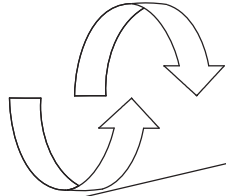
5



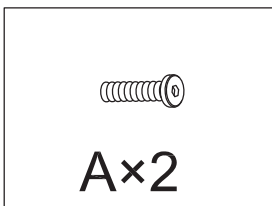
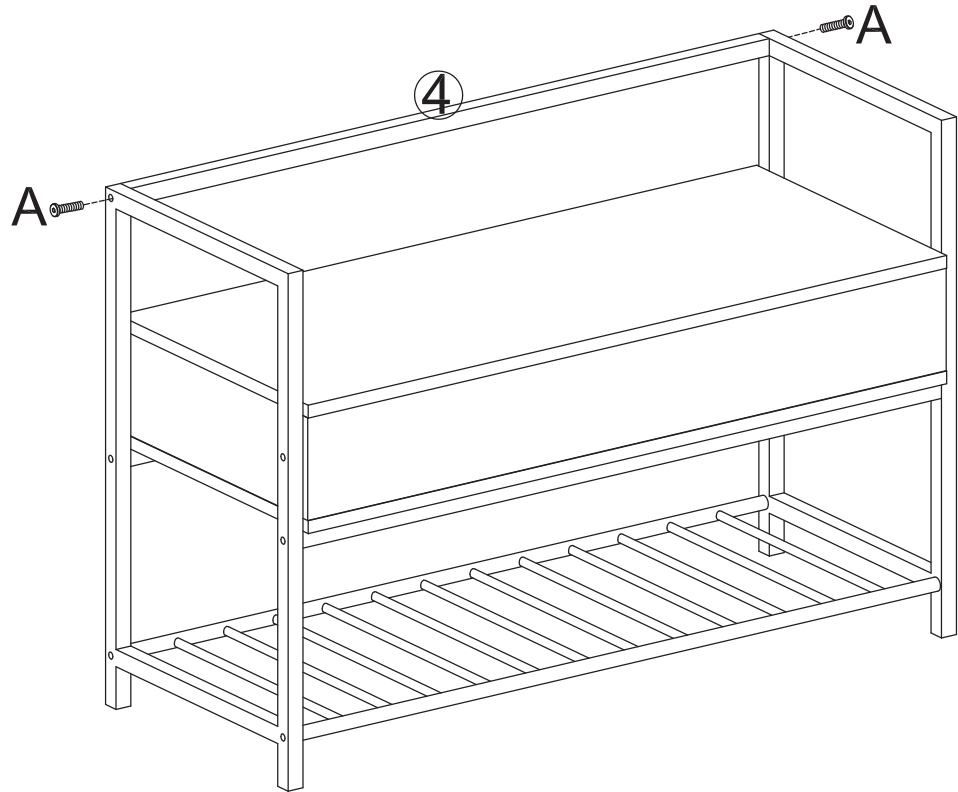
K x 6



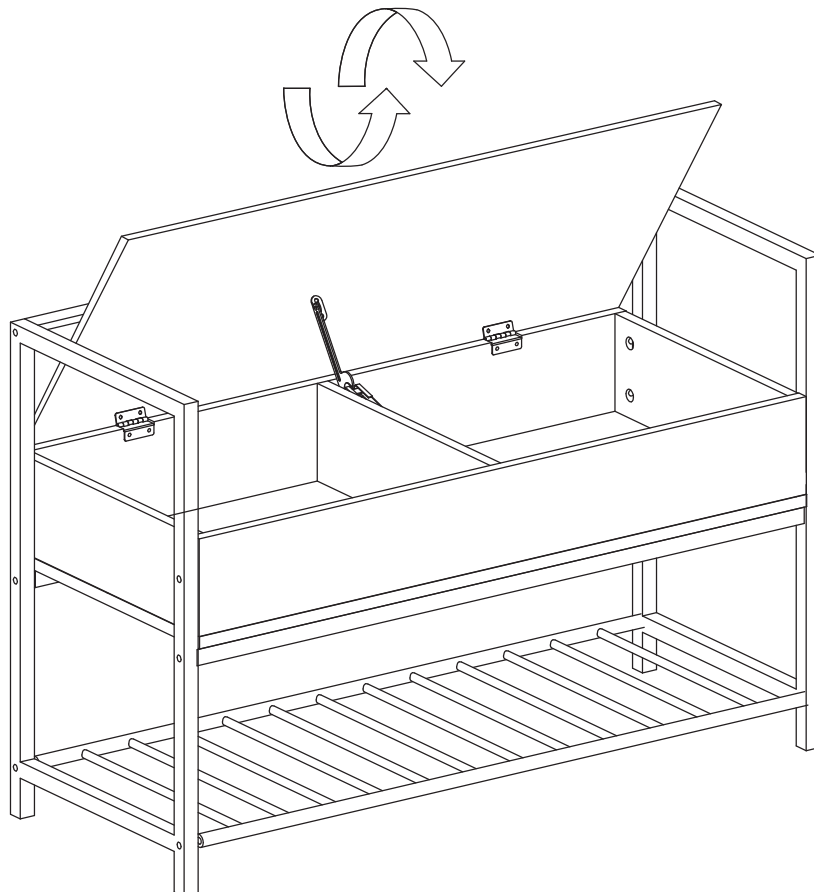
6



7



8



**Achtung**

Möbel nie im befüllten Zustand verschieben. Sie können instabil werden, zusammenbrechen, umkippen oder andere Schäden können entstehen. Auch die Befüllung kann beschädigt werden.



**Warning**

Do not move your piece of furniture if loaded. Doing so, your piece of furniture could become unstable, collapse, tip over, and/or cause serious injuries.



**Attention**

Ne pas déplacer l'unité lorsqu'elle est chargée. Faire ainsi peut causer l'instabilité, l'effondrement ou le renversement du meuble et/ou des endommagements sérieux.